



Handy Recorder

Version 5.0

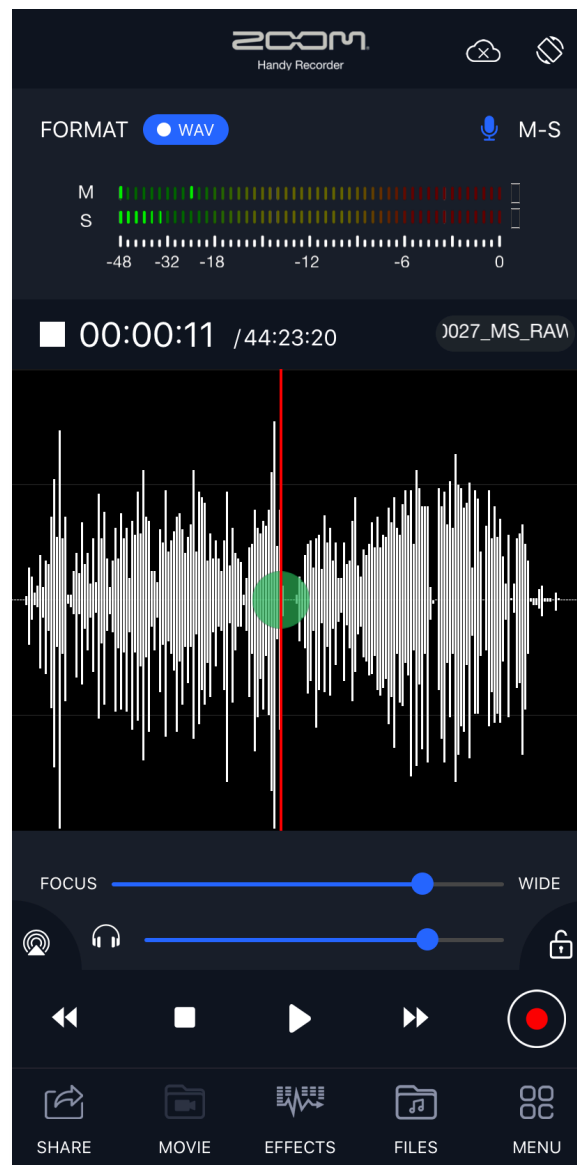
for iOS/iPadOS

Handy Recorder PRO

Version 2.0

for iOS/iPadOS

Supplementary Manual



© 2023 ZOOM CORPORATION

Copying or reprinting this manual in part or in whole without permission is prohibited.

Proper display is not possible on grayscale devices.

Copyrights

iPadOS is a trademark of Apple Inc.

IOS is a registered trademark or trademark of Cisco Systems, Inc. and its affiliated companies in the USA and other countries, and it is used under license.

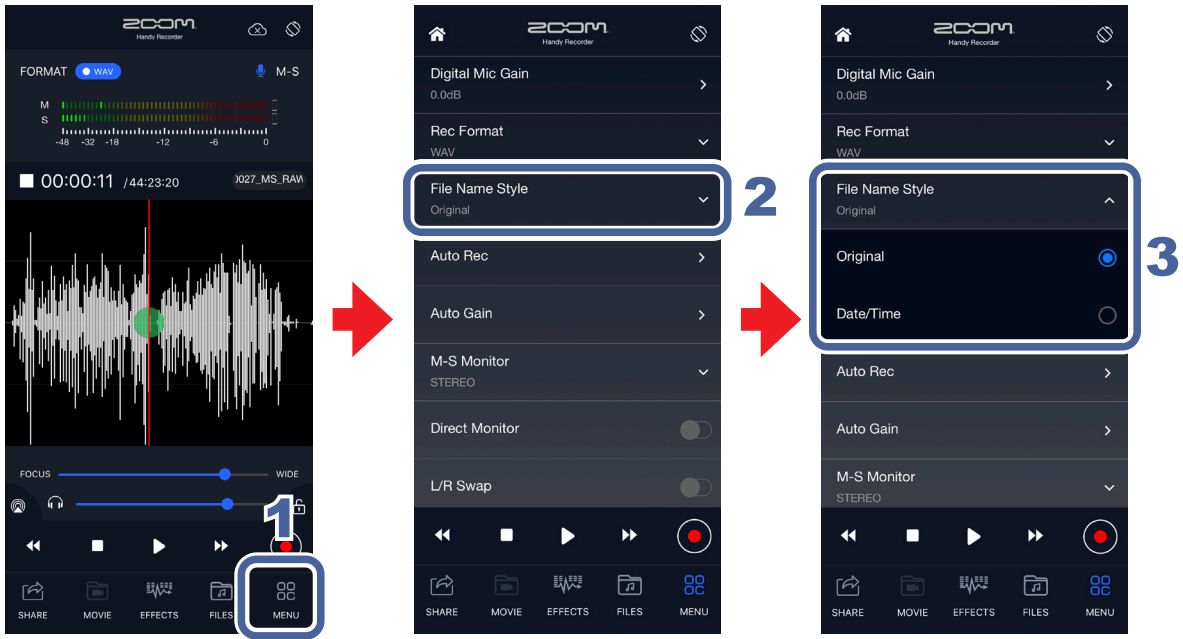
Product names, registered trademarks and company names in this document are the property of their respective companies. All trademarks and registered trademarks in this document are for identification purposes only and are not intended to infringe on the copyrights of their respective owners.


Recording from copyrighted sources, including CDs, records, tapes, live performances, video works and broadcasts, without permission of the copyright holder for any purpose other than personal use is prohibited by law. ZOOM CORPORATION will not assume any responsibility related to infringements of copyrights.

Contents

Copyrights	2
Contents	2
Selecting the recording file name style.....	3

Selecting the recording file name style



1. Tap .
2. Tap "File Name Style".
3. Select the file name style.

Original	Files are named with consecutive numbers from "ZOOM0001_XY.WAV" to "ZOOM9999_XY.WAV".
Date/Time	Files are named with the date and time that the recording started, using a "YYYYMMDD_HHMMSS.WAV" format.



ZOOM CORPORATION

4-4-3 Kanda-surugadai, Chiyoda-ku, Tokyo 101-0062 Japan
zoomcorp.com